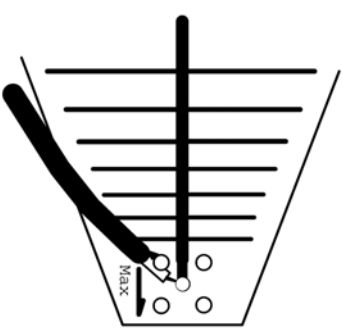
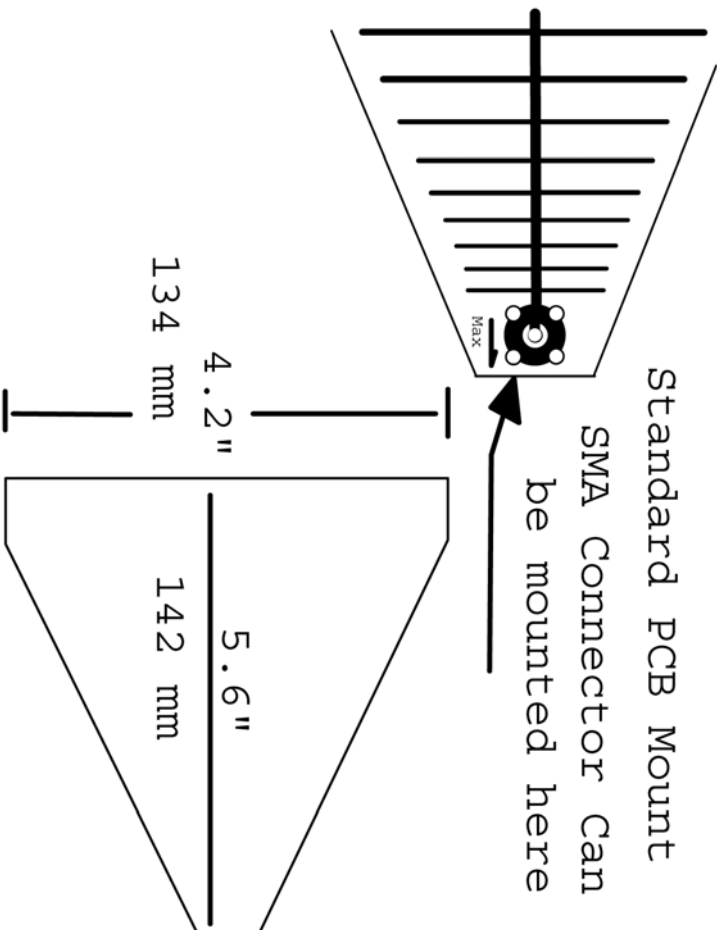


850 - 6500 MHz PCB LP

WA5VJB

Standard PCB Mount

SMA Connector Can
be mounted here



Notes: coax can be soldered directly to the antenna

Center conductor to the center pad
Coax shield to a corner pad

Coax should be routed along the "Boom"
or at 90- deg to the antenna

Typical Antenna Factors:

900 MHz	24.0
1.0 GHz	24.2
1.5 GHz	27.5
2.0 GHz	30.1
2.4 GHz	32.0
3.0 GHz	33
6 GHz	40

Typical Forward Gain: 6 dBi

Title PCB-LP Antenna		
Size B	Number NTMS	Rev A
Date: 1-14-2012	Drawn by: KEB	
File Name: DS8565.pcb	Sheet 1 of 1	



RBW 3 MHz

* VBW 100 KHz

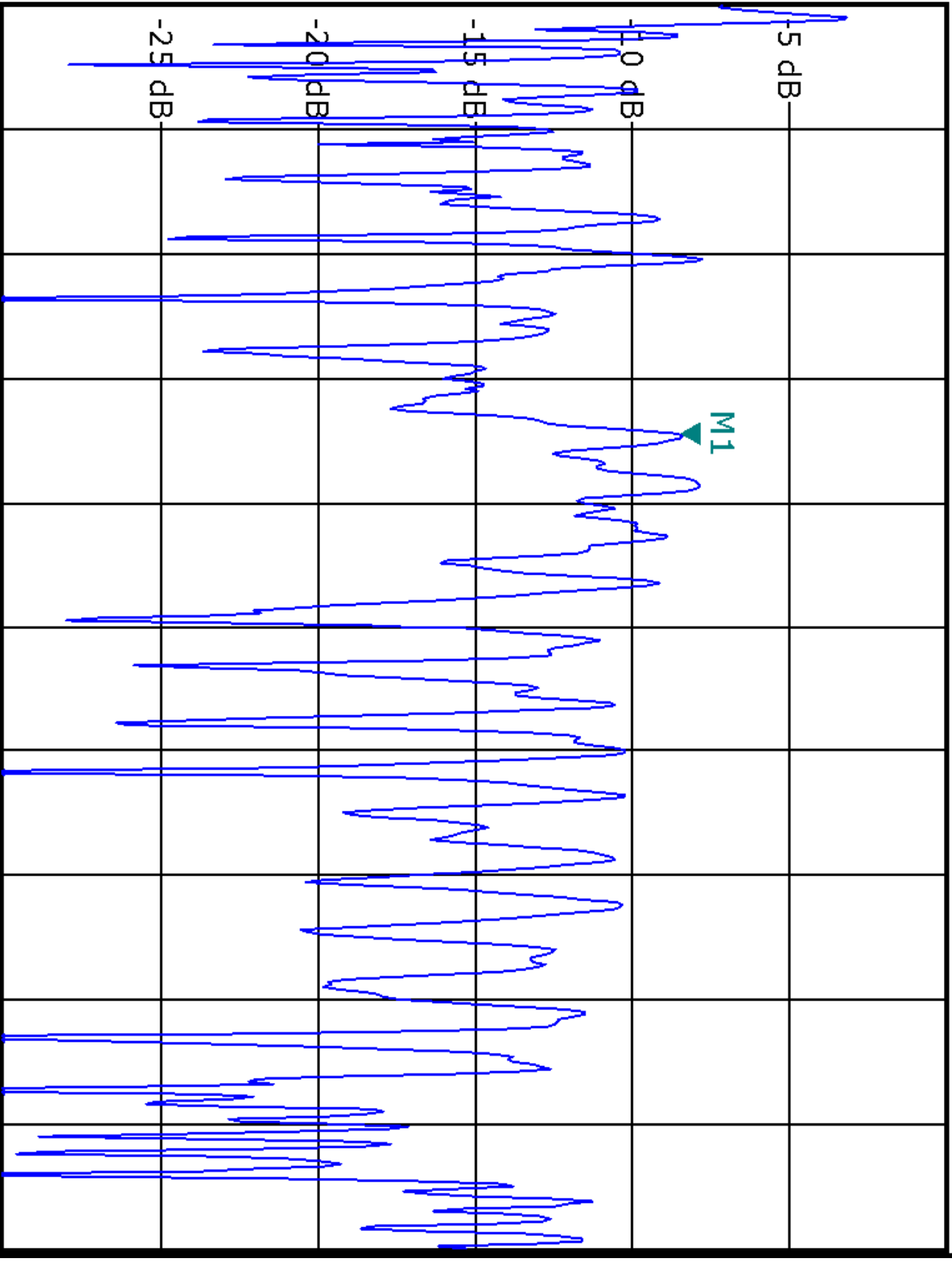
SWT 40ms

M1[1]

-8.45 dB

2.400000000 GHz

1Sa
ClrW



SGL

NoF

CF 3.25 GHz

Span 5.5 GHz

Log Periodic MHZ
850-6500

WAS/10

